



OILING INSTRUCTIONS  
AND LIST OF PARTS FOR  
THE REGINA  
AND  
THE REGINAPHONE



Fig. I.





Fig. II.



## OILING INSTRUCTIONS

**S**IMPLICITY and durability are the virtues most needed in a motor, and they are present in high degree in the Regina and the Reginaphone; in fact our spring motors have been brought to such a state of perfection that they have been known to remain in use for several years without oiling—although such neglect is not to be recommended, and we ask all Regina or Reginaphone owners to thoroughly oil the mechanism once every two months and that particular attention be paid to the governor movement.

On opposite page you will find illustration of the Regina (Fig. I) and the Reginaphone (Fig. II) clockworks—Oil very carefully the parts to which arrows are pointing. Oiling is not necessary elsewhere.

**CAUTION.** Use only the very best clock oil. We will furnish upon receipt of 25 cents in stamps, small oil can filled.

## LIST OF PARTS.

**I**F at any time you should require new parts for your instrument, the same are easily obtained through our dealers or direct from the factory if necessary. We call your attention to Fig. III and Fig. IV, illustrating all of the most important parts of the Regina and the Reginaphone. See last page for list of names.

Fig. III.





Fig IV.



# LIST OF NAMES.

## BEDPLATE

IRON PLATE (on which combs are adjusted.) COMBS, mention if Single or Duplex.  
STARWHEEL HOLDER, Complete. STARWHEELS.  
DAMPERS, (mention if instrument has single comb or has a duplex set.)  
NOTEHOLDER, Complete. NOTEHOLDER, Rubber Rollers, (middle ones.)  
NOTEHOLDER, Rubber Rollers, End ones with Carriers.  
CENTER PIN, with holder.

## CLOCKWORK

- |                                      |                                       |
|--------------------------------------|---------------------------------------|
| 1. Clock Frame                       | 29. Regulating Screw                  |
| 2. Winding Gear                      | 30. " Shaft Spring                    |
| 3. Barrel Wheel                      | 31. Starting Lever Shaft              |
| 4. Main Spring barrel                | 32. Regulating Shaft                  |
| 5. Catcher or Stopping pawl complete | 33. Starting Lever Pitman             |
| 6. Driving Wheel                     | 34. Starting Lever                    |
| 7. Main Spring                       | 35. Combination Frame                 |
| 8. Winding Arbor with pinion         | 36. Turn Table Shaft                  |
| 9. Winding Crank                     | 37. Governor Worm Wheel               |
| 10. Spring barrel Shaft              | 38. " Small Bevel Gear                |
| 11. Catcher or Stopping pawl Shaft   | 39. Turn Table Shaft Bearing          |
| 12. Driving wheel Shaft              | 40. Stopping Fork                     |
| 13. Winding Clutch                   | 41. Intermediate Stopping Lever       |
| 14. Main Spring Retaining Plate      | 42. " " " Shaft                       |
| 15. Governor Frame                   | 43. Stopper                           |
| 16. " Traverse                       | 44. " Shaft                           |
| 17. " Third wheel and Washer         | 45. Fourth Pinion                     |
| 18. " " " Shaft                      | 46. " " Shaft                         |
| 19. " Worm Wheel with pinion         | 47. Governor or Flywheel              |
| 20. " Worm Wheel Shaft               | 48. " Frame                           |
| 21. Governor or Flywheel             | 49. " Third Wheel                     |
| 22. " excentric                      | 50. Stop and Regulating shaft Support |
| 23. Tempo Regulator                  | 51. Indicator Dial complete           |
| 24. Starting Lever Post              | 52. " " Post                          |
| 25. Starting Lever                   | 53. Governor Bridge                   |
| 26. Stopper Shaft                    | 54. Friction Lever complete           |
| 27. " " Collar                       | 55. Large Bevel Gear                  |
| 28. Stopper                          | 56. Governor Bearing                  |

NOTICE: Nos. 15 to 28 inclusive are for Regina Clockwork only, and Nos. 29 to 56 inclusive are for Reginaphone mechanism only.

When ordering parts always mention: for Regina or Reginaphone, also give Serial number of instrument.

THE REGINA COMPANY.